



# Veeam Rental Licensing and Usage Reporting

---

Reference Guide

April, 2025

© 2025 Veeam Software.

All rights reserved. All trademarks are the property of their respective owners.

No part of this publication may be reproduced, transmitted, transcribed, stored in a retrieval system, or translated into any language in any form by any means, without written permission from Veeam Software (Veeam). The information contained in this document represents the current view of Veeam on the issue discussed as of the date of publication and is subject to change without notice. Veeam shall not be liable for technical or editorial errors or omissions contained herein. Veeam makes no warranties, express or implied, in this document. Veeam may have patents, patent applications, trademark, copyright, or other intellectual property rights covering the subject matter of this document. All other trademarks mentioned herein are the property of their respective owners. Except as expressly provided in any written license agreement from Veeam, the furnishing of this document does not give you any license to these patents, trademarks, copyrights, or other intellectual property.

#### **NOTE**

Read the End User Software License Agreement before using the accompanying software programs. Using any part of the software indicates that you accept the terms of the End User Software License Agreement.

# Contents

<b>CONTACTING VEEAM SOFTWARE .....</b>	<b>5</b>
<b>ABOUT THIS DOCUMENT .....</b>	<b>6</b>
<b>TERMS AND DEFINITIONS .....</b>	<b>7</b>
<b>SOFTWARE RENTAL LICENSING .....</b>	<b>8</b>
About Rental Licensing .....	9
Rental Agreements and Licensing Terms .....	10
Pay-As-You-Go Pricing .....	11
Initial Contract Terms and Grace Periods .....	12
Expanded Usage Rights .....	13
Portable Licensing .....	14
Veeam Customer Protection Policy .....	15
About License Management .....	16
License Types .....	17
Automatic License Key Update .....	19
Exceeding License Limit .....	21
Reducing License Usage .....	22
Automatic License Reporting .....	24
Auto-Populate and Auto-Submit Usage Reporting .....	28
Tools for Licensing and Usage Reporting.....	30
Using Veeam Service Provider Console .....	31
Using VCSP Pulse .....	33
Licensing and Usage Reporting for Veeam Products.....	36
Veeam Backup & Replication .....	37
Veeam ONE .....	46
Veeam Recovery Orchestrator .....	48
Veeam Cloud Connect for Service Providers.....	49
Veeam Backup for Microsoft 365 .....	51
Veeam Management Pack for Microsoft System Center .....	53
Kasten for Kubernetes .....	54
<b>SAAS RENTAL LICENSING .....</b>	<b>55</b>
About Rental Licensing .....	56
Rental Agreements and Licensing Terms .....	57
Initial Contract Terms and Grace Periods .....	58
License Management .....	59
Pay-As-You-Go Pricing .....	60
Expanded Usage Rights .....	61

Submitting License Usage .....	62
Licensing and Usage Reporting for Veeam Data Cloud .....	64
Veeam Data Cloud for Microsoft 365 .....	65

# Contacting Veeam Software

At Veeam Software we value feedback from our customers. It is important not only to help you quickly with your technical issues, but it is our mission to listen to your input and build products that incorporate your suggestions.

## Customer Support

Should you have a technical concern, suggestion or question, visit the [Veeam Customer Support Portal](#) to open a case, search our knowledge base, reference documentation, manage your license or obtain the latest product release.

## Company Contacts

For the most up-to-date information about company contacts and office locations, visit the [Veeam Contacts Webpage](#).

## Online Support

If you have any questions about Veeam products, you can use the following resources:

- Full documentation set: [veeam.com/documentation-guides-datasheets.html](http://veeam.com/documentation-guides-datasheets.html)
- Veeam R&D Forums: [forums.veeam.com](http://forums.veeam.com)

# About This Document

Veeam Rental Licensing and Usage Reporting Guide gives members of the Veeam Cloud Service Provider (VCSP) partner program the detailed information about rental licensing:

- How rental licensing works for various workloads within Veeam software products and SaaS solutions.
- How to manage licenses using Veeam Service Provider Console and VCSP Pulse.
- How to collect and report the license usage.

# Terms and Definitions

Term	Definition
Aggregator	A Veeam distributor or specialized Veeam partner that sells VCSP rental licenses and performs monthly billing of VCSP partners.
Managed service provider (MSP)	A partner who manages IT infrastructures reliably and effectively, regardless of where the customer's workload resides.
VCSP partner	A hosting service provider, cloud service provider or managed service provider that has applied for the VCSP program, has been accepted by Veeam into the program and has accepted the Veeam partner enrollment agreement.
VCSP program	The Veeam Cloud & Service Provider (VCSP) program.
VCSP Pulse	A web-based platform that serves as a collaboration hub between Veeam, cloud and service provider partners and Aggregators. Pulse supports end-to-end lifecycle management of VCSP partner usage of Veeam solutions from reporting monthly consumption to requesting and downloading license keys.
Veeam Data Cloud	A SaaS solution designed for resilient data protection and data recovery for multi-cloud data — all delivered through cloud-native backup and storage services.
Veeam EULA	The End User License Agreement (EULA) that governs the use of Veeam products, including use by VCSP partners.

# Software Rental Licensing

This section describes rental licensing management for the following Veeam products:

- Veeam Backup & Replication
- Veeam ONE
- Veeam Recovery Orchestrator
- Veeam Cloud Connect for Service Providers
- Veeam Backup for Microsoft 365
- Veeam Management Pack for Microsoft System Center
- Kasten for Kubernetes



# About Rental Licensing

The Rental license type is available exclusively to members of the Veeam Cloud Service Provider (VCSP) partner program. It allows VCSP partners to get access to the following benefits:

- Expanded capabilities of license usage rights to manage and protect third-party data with Veeam.
- Pay-As-You-Go (PAYG) pricing which offers consumption-based licensing to facilitate onboarding of customers and workloads.
- Portable licenses for data protection and value-added services for any customer, any workload, across any cloud. Deployments can be either single or multi-tenant.
- Automatic license update capabilities to maintain license distribution, purchase license extensions and increase license size at scale.
- Purpose-built products and partner portals designed to quickly onboard customers and facilitate monthly usage reporting.

For more information about other license types, see [Veeam Licensing Policy](#).

# Rental Agreements and Licensing Terms

The rental program offers two licensing term options, unlocking different contract lengths:

- **No Commit Rental Agreements** offer limited contract terms to use Veeam rental products for 75 days. Each month that you report rental usage to Veeam, the license files are extended an additional 30 days. With regular reporting and payments, no-commit partners enjoy the full flexibility of Veeam licensing portability.
- **Volume Rental Agreements (VRAs)** offer longer licensing terms in exchange for a minimum commitment each month. Pricing and benefits are reflective of the level of minimum commitment per month. As an example, a partner may wish to commit to 200 points of consumption across Veeam installations. License keys remain active for the contract length and can be extended in conjunction with a VRA extension or upgrade.

To cut rental license files, you can use Veeam Service Provider Console or VCSP Pulse. For more information, see [Tools for Licensing and Usage Reporting](#).

To make sure that license files remain active and co-termed with your rental agreement, enable the [Automatic License Key Update](#) in all installations.

# Pay-As-You-Go Pricing

Rental agreements for VCSP partners offer a rental pricing program:

1. Each product in the VCSP program has an assigned a Point Per Unit (PPU) value, delineated by workload and edition where applicable.
2. Veeam Aggregators offer standard price-per-point (PPP) rental agreements that follow pre-negotiated software cost which corresponds to the level of commitment. You may upgrade at any time as your consumption grows. Each upgrade starts a new 12-month commitment.
3. After you sign the agreement and start using Veeam rental products, you will report your consumption of Veeam by the sixth day of each month through the VCSP Pulse platform and receive a bill from your Veeam Aggregator.

For more information about pay-as-you-go pricing, contact a VCSP Sales Representative or [find a Veeam Aggregator](#).

# Initial Contract Terms and Grace Periods

If you have signed a VCSP Rental agreement for the first time (not a contract extension), you are granted a limited period of grace in usage and (where applicable) license start date/end date.

- **Usage grace period.** Regardless of your [agreement terms](#), usage is not charged from the balance of the first month after you sign up for your first rental agreement. For example, if you sign an agreement on April 5, 2024, you will not be charged for April usage. Your first bill will be June 1 (for May usage). Usage grace period does not apply after the initial program entry.

## NOTE

Within Veeam products, each time when new workloads are being backed up, they are not included in the next monthly usage report regardless of where you are in your rental agreement. For more information, see [Reducing License Usage](#).

- **License end date for No Commit Rental Agreements.** Regardless of your agreement terms, your license start date corresponds to the start of your contract, not to the start of your billing terms. For No Commit Rental Agreements, your initial license end date is 2.5 months after your contract start date, offering more time to install your new licenses and start building your Veeam-powered services. Then, your license expiration will extend by 30 days every time your monthly usage report is processed by your Aggregator and Veeam.

# Expanded Usage Rights

Per the [Veeam End User License Agreement \(EULA\)](#), licenses may not be used to process third party data. This restriction is lifted by leveraging Rental licenses through the VCSP program allowing for the expanded usage rights to provide commercial hosting services and managed services powered by Veeam. However, to participate in this program, the provider must agree to report their license usage each month to Veeam and, therefore, must be able to access reporting for the customer's environment. For more information about this requirement, see [Using VCSP Pulse](#).

# Portable Licensing

Veeam Backup & Replication uses a portable license format to unlock data protection of many types of workloads including VMs, servers, workstations, file servers, and cloud-based workloads in AWS, Microsoft Azure, and Google Cloud.

With the Veeam rental program, under a single contract a VCSP partner can issue new licenses for any workloads and onboard new customers at any time, without incremental ordering.

## IMPORTANT

Veeam encourages you to generate a separate license for each tenant's Veeam Backup & Replication server. This allows you to control over the licenses better with the ability to set specific license sizes and revoke licenses from tenant's Veeam Backup & Replication installations. For more information, see [Using Veeam Service Provider Console](#).

# Veeam Customer Protection Policy

Veeam Customer Protection Policy (VCPP) protects a relationship between VCSP partners and their customers. The policy includes a fully automated end-user reporting system that provides Veeam with information about service provider tenants and their usage consumption. Veeam uses this information to implement end user account protection and make sure that network marketing strategies will not be applied to these accounts from the Veeam side. Customers will not be contacted by Veeam Sales representatives directly.

## NOTE

Veeam does not have access to any sensitive data or customer contact information. Only the following information is collected:

- State
- City
- Address
- Postal code

The end-user reporting system is built in Veeam Service Provider Console. To implement VCPP, do the following:

- Enable the **Company Management** option using the built-in VCSP Pulse plug-in for Veeam Service Provider Console. For more information, see [Enabling VCSP Pulse Integration](#) in the Guide for Service Providers.
- Enable Automatic License Key Updates for each backup server and Veeam Service Provider Console. For more information, see [Automatic License Key Update](#).
- Provide the required information about the customer in VCSP Pulse.

You can see the VCPP status of all reported end user accounts in VCSP Pulse.

### VCPP Protection Status

**16.54% of reported points have VCPP Protection**

*based on most recently submitted usage report, information may be delayed by up to 24 hours*

*View which customers and workloads have protection in the [customers page](#) View [VCPP FAQ](#) to learn more.*

# About License Management

Veeam broadly offers flexible license options to try, buy and consume data protection solutions. VCSP partners can take advantage of free trial, Not For Resale (NFR), and rental licenses to manage and protect third party data. Learn more about available [license types](#) to explore what may work best for your business.

For rental license users, the VCSP Pulse partner portal offers a self-service license configuration, usage reporting and other features to ensure a seamless in-product experience. With VCSP Pulse, you can also be compliant with [rental agreement and licensing terms](#) and manage [exceeded license limit](#) to continue support and service.

Service providers who control backup infrastructure on the tenant side can manage rental licenses installed on the tenant backup servers. With the rental license, service providers can deliver a complete managed backup service for a single fee based on the protected workload type.

Veeam Service Provider Console allows service providers to manage licenses for Veeam products centrally. For more information, see [Using Veeam Service Provider Console](#).

For the rental license, service providers report the number of licensed workloads. The report also contains the license information, the number of processed workloads, and information about machines and job types.



# License Types

Per the [Veeam Licensing Policy](#), the following license types are available:

License Type	Usage Rights	Licensed Object	Additional Details
<b>Evaluation</b>	Offers free usage for a limited time. Usage is limited to non-production evaluation and demonstration purposes only.	Instances for Instance-based products, workload-specific for other products.	Evaluation licenses are typically offered on a 30-day basis. Contact your Veeam Representative for more details.
<b>Not for Resale (NFR)</b>	Offered exclusively to partners, NFR keys can be used free for a limited time. Usage is limited to non-production evaluation and demonstration purposes only.	Instances for Instance-based products, workload-specific for other products.	The most common NFR type for partners is Instances, and those are offered as 30-day 1,000 Instance licenses OR 1-year 100 Instance licenses.
<b>Rental</b>	Available exclusively to VCSP partners, the intended use is for protection and management of third-party data. However, VCSP partners may also use them for internal data management.	Instances for Instance-based products, workload-specific for other products.	These licenses align to VCSP Rental pricing, which offers a pay-as-you-go model for monthly usage.
<b>Subscription</b>	Available to Veeam customers or partners managing/protecting their own data, Veeam Subscription is offered on single-year or multi-year terms.  Note: Subscription licenses may not be owned by a VCSP partner for management/protection of third-party data. However, these licenses are available for Resale to Veeam customers.	Instances for Instance-based products, workload-specific for other products.	Check out the <a href="#">Pricing Resource Center</a> on the ProPartner Portal for information on Veeam Subscription.

License Type	Usage Rights	Licensed Object	Additional Details
<b>Perpetual</b>	<p>Available to Veeam customers or partners managing/protecting their own data, Veeam Perpetual licenses are owned in perpetuity with single-year and multi-year Maintenance Contracts available.</p> <p>Note: Perpetual licenses may not be owned by a VCSP partner for management/protection of third-party data. However, these licenses are available for Resale to Veeam customers.</p>	Offered per-Socket only.	Veeam Perpetual covers a few of Veeam more mature products: Veeam Backup & Replication, Veeam ONE, Veeam Availability Suite, and Veeam Management Pack.
<b>Free (Community Edition)</b>	<p>Most Veeam products have a Free version that offers full or limited functionality.</p> <p>Community Edition offers full functionality for a limited license amount. For example, Instance-based products are offered up to 10 Instances per installation.</p> <p>Note: Licensing Community Edition to manage or protect third-party data is prohibited, per the <a href="#">Veeam EULA</a>.</p>	Instances for Instance-based products, workload-specific for other products.	Most products have a Free or Community Edition offering.

# Automatic License Key Update

Automatic License Key Update (ALK Update) is a function of several Veeam products. With this feature enabled, any updates made to licenses in [VCSP Pulse](#) or VCSP Pulse plug-in for Veeam Service Provider Console (expiration date, license counter) will be automatically reflected in the Veeam installation. More information on how to enable this functionality for each product as well as the license update server name can be found in the following table:

Product	License Update Server	Used Port
Veeam Service Provider Console	vac.butler.veeam.com autolk.veeam.com	443
Veeam Backup & Replication	vbr.butler.veeam.com autolk.veeam.com vbrad.butler.veeam.com	443
Veeam Backup Enterprise Manager		
Veeam ONE	one.butler.veeam.com	443
Veeam Backup for Microsoft 365	vbo.butler.veeam.com	443
Veeam Recovery Orchestrator	vao.butler.veeam.com	443
Veeam Backup for Salesforce	vbsf.butler.veeam.com	443

## NOTE

If you use Veeam Service Provider Console to manage licenses of your Veeam products, during the license update the underlying server connects directly to \*.butler.veeam.com servers. For example, if Veeam Service Provider Console manages license for Veeam Backup & Replication server, this server will directly communicate with vbr.butler.veeam.com.

In addition to license update servers, the following endpoints are required for certificate validation when a Veeam product connect to the license update server to check if the new license is available and download it:

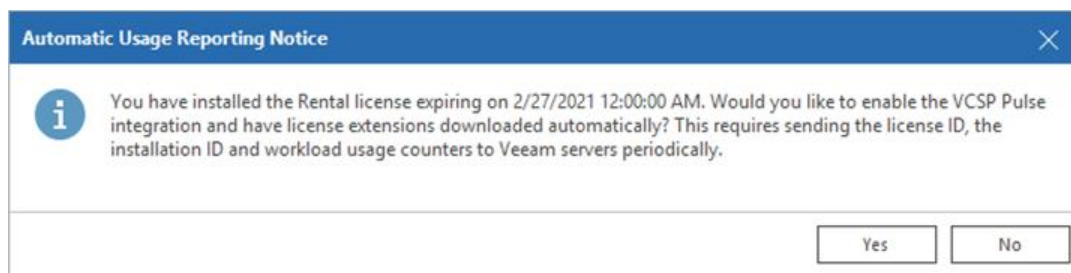
Certificate Revocation List URLs	Used Port	Example
*.ss2.us	80	o.ss2.us
*.amazontrust.com	80	ocsp.scalb.amazontrust.com ocsp.rootca1.amazontrust.com ocsp.rootg2.amazontrust.com

## NOTE

Consider that certificate verification endpoints are subject to change. You can find the actual list of addresses in the certificate details in the following fields:

- **CRL Distribution Points**
- **Authority Information Access**

If you are near the expiration date of your rental agreement or do not have ALK Update enabled, a warning message will appear in your environment.



## IMPORTANT

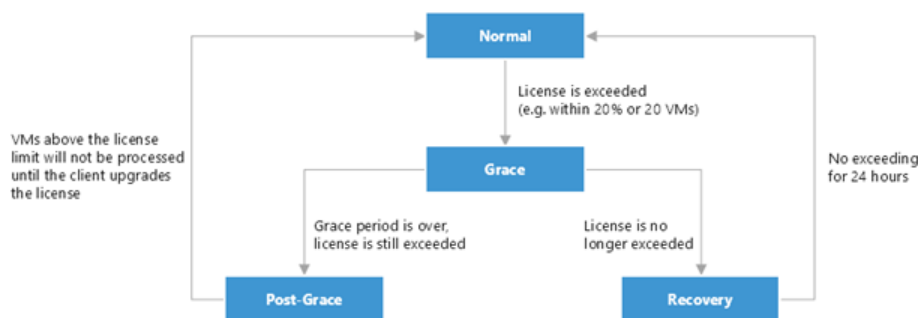
It is critical to enable ALK Update on all servers to avoid service outages in the event of a license that is at capacity or has expired. It is also required for the auto reporting functionality. For more information, see [Automatic License Reporting](#).

# Exceeding License Limit

If your license key has expired or you have exceeded your license limit, Veeam affords extension of license time and amount to ensure you continue to meet your service agreements.

While using rental licenses for Veeam Backup & Replication, Veeam ONE, Veeam Service Provider Console, Veeam Cloud Connect, and Veeam Recovery Orchestrator, the grace period allows:

- 20 workloads or 20% more than your license limit.
- A grace period of 60 days.



## NOTE

Exceeding license algorithm as well as information about the grace period are built into Veeam products. It is not possible to disable exceed logic or change the threshold values.

You can read more about the protocols for exceeding license limits in the following articles:

- [Veeam Backup & Replication User Guide article](#)
- [Veeam ONE User Guide article](#)
- [Veeam Service Provider Console User Guide article](#)
- [Veeam Cloud Connect User Guide article](#)
- [Veeam Recovery Orchestrator User Guide article](#)

For Veeam Backup for Microsoft 365 rental licenses, the limits are:

- 20 users or 20% more than your license limit. Consider the following:
  - If limits are exceeded, you may process backups according to the FIFO queue (first in, first out) and no more accounts will be processed.
  - If you enable ALK Update, limits will be doubled (40 users or 40% more than your license limit).
- A grace period of 1 month. If grace period is exceeded up to 2 months, the FIFO queue process applies.

If you reach or exceed your license limit, you may adjust your license key in [VCSP Pulse](#).

# Reducing License Usage

## Delayed License Consumption for New Workloads and Users

For all Veeam products with VCSP Rental license installed, the **License Information** screen will mark workloads processed for the first time within the current calendar month as **New Instances**. For example, if you added and backed up a VM on February 15, 2022, this machine will be tagged as a **New Instance** for your February usage (reported and billed in March).

To offer service providers more flexibility when offering trial periods for processing new machines, these new workloads will not consume a license. Furthermore, you do not need to report license usage of new workloads in that month. For more information, see the [Veeam Cloud Connect Administrator Guide article](#) (this offering is not specific to Veeam Cloud Connect).

The same logic applies to Veeam Backup for Microsoft 365 users. When users are backed up for the first time, they will be shown as **New Users**. For more information, see [this Help Center article](#).

For Veeam ONE, objects monitored for the first time will be shown as **New Objects**. For more information, see [this Help Center article](#).

## Workloads Without Active Restore Points

By default, Veeam products measure usage within a given payment period based on the latest restore point. If a given workload does not have at least one restore point created by Veeam within the last 31 days, this workload will not consume a rental license for that month. For more details, see [Veeam Licensing Policy](#).

For example, if you backed up a VM every day from January 1, 2024 through March 15th, 2024 but stopped backing up that workload, it will stop showing up on your monthly rental usage reports beginning the first of May (representing your April usage month).

### NOTE

For Veeam Agents managed in Veeam Service Provider Console, license consumption is based on the activation date instead of the restore point creation date. After activation, workloads will be marked as new instances and will not consume a rental license for the first month. For more information, see the [Activating Veeam Backup Agents](#) section in the Guide for Service Providers.

If you stopped backing up a workload and want to reduce the license usage, you need to switch Veeam Agents to the unmanaged mode. For more information, see the [Switching Veeam Backup Agents to Unmanaged Mode](#) section in the Guide for Service Providers.

## Using Veeam Cloud Connect Backup as a Service

Veeam Cloud Connect backup can be distributed for free to service providers offering end-to-end Backup as a Service. This license scenario is allowed in two cases:

- If you are an MSP offering your tenants a fully managed services for Veeam Backup & Replication, Veeam Agent for Microsoft Windows, Linux, and Mac.
- If you provide Cloud Connect Backup infrastructure to your channel partners (resellers) who offer remote managed services for Veeam Backup & Replication, Veeam Agents to tenants. This can be combined with Veeam Service Provider Console Reseller role to "white-label" the service.

To use this license scenario, generate and install a VCSP Rental license file on your tenant backup server.

## NOTE

For Veeam Cloud Connect Replication and Continuous Data Protection (CDP) with Veeam Cloud Connect, the license is consumed from both the tenant and the service provider regardless of the license type installed on the tenant Veeam Backup & Replication server.

For more information about this licensing model, especially how it relates to tenant tracking and backwards compatibility versions, see this [Veeam Cloud Connect Administrator Guide article](#).

# Automatic License Reporting

To streamline your license usage reporting process, configure automatic license reporting. This allows VCSP Pulse to automatically collect and populate the license usage from all backup environments that use VCSP Rental licensing. Also, you can reduce the time spent on the preparation of the monthly license usage report.

Veeam products using automatic license reporting must have an access to the license update servers specified in the [Automatic License Key Update](#) section.

## IMPORTANT

When you create the automatically reported license for the first time, it is valid for 2,5 months. The license will be extended every month if it is reported in the VCSP Pulse monthly usage report and the report is closed. If Veeam does not receive the monthly usage report, the license will be expired.

## Prerequisites

To use automatic license reporting, you must enable the feature for your account:

1. [Log in](#) to VCSP Pulse with your ProPartner Portal credentials.
2. Select **Pulse Settings > Auto-Reporting**.
3. In the **Enrollment Request** window, confirm that you meet all requirements.
4. Click **Submit**.

## NOTE

You should continue submitting the license usage manually until automatic license reporting is configured.



# Configuring Automatic License Reporting

To configure automatic license reporting, perform the following steps:

1. [New licenses] If you use Veeam Service Provider Console, launch a **New License Key** wizard in the VCSP Pulse plug-in. At the **License Info** step of the wizard, set the **Automatic reporting** toggle to *On*. For more information, see [Creating License Keys](#) in the Veeam Service Provider Console Guide.

The screenshot shows the 'New License Key' wizard in the Veeam Service Provider Console. The 'License Info' step is active, showing fields for Contract (02544911 (9/30/2023)), Product (Veeam Backup & Replication Enter...), Automatic reporting (toggled On), Expiration date, and Description. The 'Next' button is visible at the bottom right.

If you use VCSP Pulse Portal, go to **Manage Licenses** and set the **Auto Reported License** toggle to *On*.

The screenshot shows the 'Manage Licenses' page in the VCSP Pulse Portal. The 'License requests' section is active, showing details for a rental agreement (02544911 - VSPC DEMO Account). The 'Expiration Date' section shows the 'Auto Reported License' toggle set to 'On' (checked), with options to 'Align with Contract' or 'Custom End Date'.

2. [Existing licenses] If you use Veeam Service Provider Console, see [Enabling Automatic License Reporting](#) in the Veeam Service Provider Console Guide.
3. Ensure that Automatic License Key Update is enabled.

If the Automatic License Key Update is enabled on the server with the Veeam product installed, the next time the server sends a request to the Veeam License Update Server the license will be automatically updated. If you want to update the license immediately, do one of the following:

- If you use Veeam Service Provider Console, see [Updating License](#) in the Veeam Service Provider Console Guide.
- Follow the instructions for specific products:
  - The [Updating License Manually](#) section of the Veeam Backup & Replication Guide.
  - The [Updating License](#) section of the Veeam Cloud Connect Guide.
  - The [Updating Licenses](#) section of the Veeam ONE Guide.
  - The [Installing and Updating](#) section of the Veeam Backup for Microsoft 365 Guide.

## Submitting License Usage

After you configure automatic license reporting, information about licenses will automatically appear in the **Monthly Usages > My Actions** section in the following cases:

- When you manually submit the usage in Veeam Service Provider Console. Make sure that you set the **Automatic reporting** toggle to *On* in the VCSP Pulse plug-in. For more information, see [Enabling Automatic License Reporting](#).
- Automatically on the sixth day of the month.

License consumption will be automatically populated in the **Auto Reported** and **Current Month Usage** columns.

The screenshot shows the Veeam Service Provider Console interface. At the top, there is a search bar and a user profile dropdown labeled 'Veeam Democenter'. Below this is a navigation bar with tabs: Home, Manage Licenses, Monthly Usages (selected), Rental Agreement, Reports, Open Support Case, Pulse Tutorials, and Pulse Settings. The main content area displays a form for submitting license usage details. The form includes fields for Rental Agreement Number (02544911), Usage Month (January 2023), Usage Confirmed, Service Provider Purchase Order #, and Service Provider Comment. It also includes fields for Aggregator Account (Agg test), Reporting Status (Pending Service Provider Review), Rejection Reason, and Aggregator Comment. Below the form is a section titled 'License Usage Details' which contains a table of license usage data. The table has columns for License Description, Customer Reseller, Product Name, Licensed, Reported Prev Month, Auto Reported, Current Month Usage, PPU, and Points. There are three rows of data, each representing a different license and its usage for the current month.

License Description	Customer Reseller	Product Name	Licensed	Reported Prev Month	Auto Reported	Current Month Usage	PPU	Points
ATLISECENTRAL 2022-04-20 14:17	ATLISECENTRAL	Veeam Backup for Microsoft 365	500	0	0	0	1.5	0
ATLISECENTRAL 2022-09-22 14:21	ATLISECENTRAL	Veeam Backup for Microsoft 365	500	0	9	9	1.5	13.5
ATLISECENTRAL-01 2022-12-22 20:37	ATLISECENTRAL-01	Veeam Backup for Microsoft 365	500	0	152	152	1.5	228

To submit the monthly usage, perform the following steps:

- Review automatically reported licenses.
- If you have Veeam Backup & Replication installations without automatically reported licenses, add the license usage manually. In the **Current Month Usage** column, select the product and enter the number of workloads. You can find it in Veeam Service Provider Console, in the **Count** column of the monthly [License Usage Report](#).
- If you update the report manually, click **Save**.
- Click **Submit Usage**.
- To complete the report, click **Submit**.

# Auto-Populate and Auto-Submit Usage Reporting

Veeam allows you to pre-populate cut licenses and automatically submit a monthly license usage report to the Aggregator. In this case, you only need to properly manage license keys and review the report before it is submitted.

## IMPORTANT

Auto-Populate and Auto-Submit (APAS) reports based on the high watermark of all issued license files. If you want to submit reports based on the actual consumption of each license, see [Automatic License Reporting](#).

## How It Works

Auto-populate and auto-submit usage reporting works in the following way:

1. Every month you cut and apply licenses to workloads.
2. On the first day of the month, a monthly license usage report is automatically created in VCSP Pulse. If required, you can review and edit the report before it is automatically submitted to the Aggregator. By default, it is processed on the sixth day of the month.

## NOTE

The date of the automatic report submission may differ from the default. Please check it with your Aggregator.

## Requirements and Limitations

To use the feature, you must meet the following requirements:

- You do not submit reports to Aggregators with storefronts.
- You do not use custom PPU.
- You do not manage external licenses, for example, for Kasten K10.
- All usage reports must be closed.
- License keys must be resized according to workload consumption.
- Automatic License Key Update (ALK Update) is enabled. For more information, see [Automatic License Key Update](#).

## Enabling Auto-Populate and Auto-Submit Usage Reporting

To enable the feature, perform the following steps:

1. Open VCSP Pulse Portal and click **Pulse Settings**.
2. Fill in the enrollment form.

If you meet all requirements, the feature will be enabled next month considered as a transition period. Note that in the transition period you should still manually prepare a license usage report for the previous month to avoid additional high watermark charges. For the month following after the transition period, a monthly license usage report will be automatically created on the first day of the month and submitted on the sixth day of the month.

# Tools for Licensing and Usage Reporting

Veeam offers two key solutions to manage licenses, usage reports, and customer onboarding:

- [Veeam Service Provider Console](#) is a free Veeam product that snaps onto most Veeam solutions, offering customer onboarding, centralized license management, and automated usage reporting to capture accurate information across customer installations. By using [built-in VCSP Pulse plug-in](#), it allows self-service license management for a partner as well as the service reseller added to the console. License management includes cutting and assigning individual licenses to customers, remote license installation, changing license settings (the number of workloads and the expiration date), and revoking process.
- [VCSP Pulse](#) is a part of ProPartner portal that offers service providers access to the license configuration, submitting monthly usage reports and more. Now, service providers can cut individual customer licenses, keep licenses up to date and up to size, and interface with Veeam and their Aggregator for monthly reporting and billing. Access to VCSP Pulse is granted after a VCSP partner signs a rental agreement with a Veeam Aggregator.

# Using Veeam Service Provider Console

To streamline the license management process, you can use Veeam Service Provider Console – a free product with a web-based user interface. With Veeam Service Provider Console you can install, update, and revoke licenses on your Veeam-powered services.

## Generating Licenses

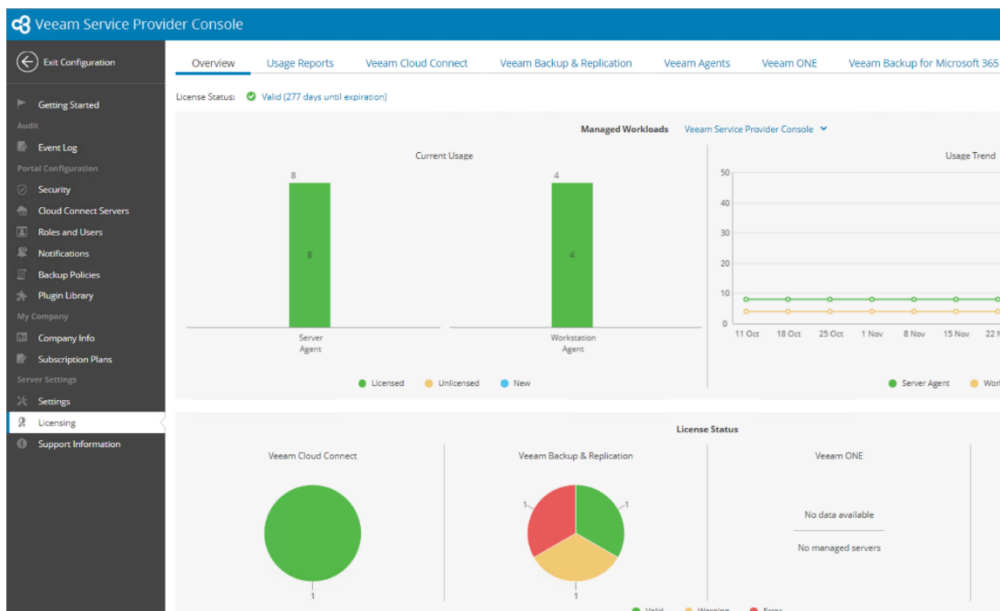
For the following products, you can generate new licenses directly from Veeam Service Provider Console by [using the built-in VCSP Pulse plug-in](#):

- Veeam Backup & Replication
- Veeam Plug-ins for Enterprise Applications
- Veeam Cloud Connect (including workloads consumed by Veeam Backup for Public Clouds plug-ins)
- Veeam Agents
- Veeam Backup for Microsoft 365
- Veeam ONE

To learn more about managing and installing licenses from Veeam Service Provider Console, see the [Managing License](#) section in the Guide for Service Providers.

### NOTE

If a license file with the same ID is utilized on multiple backup servers, the *Shared license key usage* alert will be triggered. To resolve that, [create tenant companies](#) in VCSP Pulse and generate individual licenses for each tenant's Veeam Backup & Replication installation.



Self-service license management capabilities are also available to service resellers. To utilize that, a service provider must [enable License Management](#) in the reseller settings. To use this functionality, the reseller must register on the ProPartner Portal and enable the VCSP Pulse plug-in integration.

## Submitting License Usage

On the first day of a new month, Veeam Service Provider Console generates a single license usage report which includes all protected (and monitored by Veeam ONE) workloads from all connected Veeam product installations. This report can be reviewed, adjusted and then finalized. Once you click **Submit**, the finalized report will be generated. Then you must submit usage from the report to [VCSP Pulse Portal](#).

You can also enable automatic license reporting to automatically collect and populate the license usage from all backup environments that use VCSP Rental licensing. For more information, see [Automatic License Reporting](#).



# Using VCSP Pulse

VCSP Pulse is an end-to-end license and usage reporting management platform that offers a collaboration hub between Veeam, Aggregators, and VCSP partners.

Partners can start using the portal when a Rental agreement is signed with a Veeam Aggregator. If you have been onboarded, you can [log in](#) with your ProPartner Portal credentials. If you do not have a ProPartner Portal login, [register here](#). In this portal you will be able to cut, adjust and download licenses, report monthly usage to your Aggregator, and view your contract information.

## Generating Licenses

For most Veeam products, licenses can be managed through a VCSP Pulse plug-in for Veeam Service Provider Console. You can find the list of supported products in the [Using Veeam Service Provider Console](#) section.

In VCSP Pulse Portal, however, you can generate licenses for all Veeam products supported in the VCSP Program including Veeam Recovery Orchestrator and Veeam Management Pack for Microsoft System Center. The license for any platform is generated in the **Manage Licenses > Request New License** section.

License requests

Back Submit Cancel

License Details

License Description:	Test	End Date:	30-November-2025
Licensed Points:	0.0		

Product Selection

To add product, please, select record and drag it into "Selected Products" list

**Available Products**

- Service Provider Data Protection
  - Veeam Backup & Replication Standard
  - Veeam Backup & Replication Enterprise
  - Veeam Agent
- SaaS Data Protection
  - Veeam Backup for Microsoft 365
- Advanced BaaS & DRaaS
  - Veeam Cloud Connect & Public Cloud
  - Veeam Recovery Orchestrator
- Monitoring & Reporting
  - Veeam ONE
  - Veeam Management Pack for Microsoft System Center

**Selected Products**

Service Provider Data Protection	PPU	Amount	Licensed Points
Veeam Backup & Replication Enterprise Plus	11.0	0	0.0
VM	11.0	0	0.0
Server	11.0	0	0.0
Workstation	4.0	0	0.0
Application	11.0	0	0.0
File Shares (500 GB)	10.0	0	0.0
Object Storage (500 GB)	10.0	0	0.0
Public Cloud VM	11.0	0	0.0
Public Cloud Database	11.0	0	0.0
Public Cloud Fileshare	11.0	0	0.0
Microsoft Entra ID (10 users)	10.0	0	0.0

## Submitting License Usage

To submit the monthly usage to your Aggregator, perform the following steps:

1. Open VCSP Pulse Portal and click **Monthly Usages > My Actions**.
2. In the **Current Month Usage** column, select the product and enter the number of workloads. You can find it in Veeam Service Provider Console, in the **Count** column of the monthly [License Usage Report](#).

### 3. Click Submit Usage.

Home

Manage Licenses

Monthly Usages

Rental Agreement

Reports

Open Support Case

Pulse Tutorials

Pulse Settings

Rental Agreement Number

Usage Month

Submitted on

Submitted by

Service Provider Purchase Order #

Aggregator Account

Reporting Status

Rejection Reason

Aggregator Comment

Service Provider Comment

Product Usage Details

Submit Usage

Product Name	Units	Licensed	Reported Prev Month	Current Month Usage	PPU	Points
1 Veeam Backup & Replication Enterprise	Cloud VM	0	0	0	11	0
2 Veeam Backup & Replication Standard	File Share	0	0	0	10	0
3 Veeam Backup & Replication Enterprise Plus	VM	1	0	0	11	0
4 Veeam Backup & Replication Enterprise Plus	Server	2	0	0	11	0
5 Veeam Backup & Replication Enterprise Plus	Workstation	3	0	0	4	0
6 Veeam Backup & Replication Enterprise Plus	Application	3	0	0	11	0
7 Veeam Backup & Replication Enterprise Plus	File Share	2	0	0	10	0
8 Veeam Backup & Replication Enterprise Plus	Cloud VM	1	0	0	11	0
9 Veeam ONE	Monitored Workload	1	0	0	2	0
10 Veeam Disaster Recovery Orchestrator	VM	1	0	0	11	0
11 Veeam Backup for Microsoft 365	User	6	0	0	1.5	0
12 Kubernetes Backup, Restore, DR and Application Mobility.	Node	0	0	0	225	0

Select a Product

Add

Reported Points: 0

Minimum Commit Enforcement: 5,000

Minimum Commit: 5,000

Subtotal: 5,000

More information on how it works, getting started guide and how-to videos can be found at [ProParter portal](#).

You can also enable automatic license reporting to automatically collect and populate the license usage from all backup environments that use VCSP Rental licensing. For more information, see [Automatic License Reporting](#).

## Site Reporting

Site Reporting is an optional feature for VCSP partners operating in several regions. You can manage licenses and submit monthly usage per location (site) under the same rental agreement. License usage for each site is reported individually at the beginning of the month. License usage for all sites will be automatically aggregated in a monthly usage report.

Home

Manage Licenses

Monthly Usages

Rental Agreement

Customers

Reports

Open Support Case

Pulse Tutorials

Pulse Settings

Monthly Usage  
MU-00409878

Rental Agreement Number

Usage Month

Usage Confirmed

Service Provider Purchase Order #

Service Provider Comment

Usage Reporting Administrator

Aggregator Account

Reporting Status

Rejection Reason

SaaS Usage

License Usage Details

Cancel

Save

Submit Usage

Export Usage

Location	License Description Auto Reported Status	Customer Reseller	Product Name	Licensed	Reported Prev Month	Auto Reported	Current Month Usage	PPU	Points
Uganda	LR_3	Customer 3	Veeam Cloud Connect & Public Cloud Workloads						
			Server	40	60		55	7	385
Ethiopia	LR_1	Customer 2	Veeam Backup & Replication Standard						
			VM	30	50		50	5	250
			Workstation	40	50		45	4	180
Morocco	LR_2	Customer Cloud	Veeam Backup & Replication Enterprise Plus						
			Public Cloud VM	31	60		55	11	605
Ethiopia			Kubernetes Backup, Restore, DR, and Application Mobility.						
			Node	0	2		1	225	225

Select a Product

Select a Location

Add +

Reported Points

Minimum Commit

Software  
1,645

SaaS

Total  
1,645  
1,500

To use site reporting, the following conditions should be met:

- All monthly usage reports should be closed.
- Each site must manage its own set of rental licenses.

#### **NOTE**

Consider the following:

- You cannot split license keys between multiple sites.
  - Multiple license installations within one site is not recommended.
- Inactive rental licenses must be revoked.

To enable site reporting, submit a case with the VCSP Pulse team.

# Licensing and Usage Reporting for Veeam Products

To offer cloud and managed service providers the best-fit pricing model to grow their business, Veeam provides access to an exclusive pay-as-you-go licensing and pricing program: VCSP Rental. VCSP Rental offers access to a points-based pricing portfolio, unlocking data protection and add-on capabilities that the breadth of workloads supported. Veeam Aggregators then offer a pre-negotiated price per point, in a variety of local currencies, to support monthly usage reporting each month for maximized partner margins.

# Veeam Backup & Replication

## Product Overview

Veeam Backup & Replication is a comprehensive data protection and disaster recovery solution. With Veeam Backup & Replication, you can create image-level backups of virtual, physical, cloud machines, and restore from them. Technology used in the product optimizes data transfer and resource consumption which helps to minimize storage costs and the recovery time in case of a disaster.

Veeam Backup & Replication provides a centralized console for administering backup/restore/replication operations in all supported platforms (virtual, physical, cloud). Also, the console allows you to automate and schedule routine data protection operations and integrate with solutions for alerting and generating compliance reports.

### NOTE

Veeam Backup & Replication servers with the Veeam Cloud Connect license installed are described in a [separate section](#).

For more information about Veeam Backup & Replication, including installation and operating instructions, see User Guide and Quick Start Guide on the [Veeam Help Center](#).

## Licensing

To work with Veeam Backup & Replication, you must obtain a license file and install it on the backup server. You can create a single license to cover all types of workloads protected by a single Veeam Backup & Replication server. The license file can be generated and assigned to the backup server installation using [VCSP Pulse plug-in for Veeam Service Provider Console](#). Alternatively, a new license file which includes one or multiple workload types can be generated on the VCSP Pulse Portal in the **Manage Licenses > Request New License > Veeam Backup & Replication** section. For more information about licenses for each workload type, see corresponding subsections.

Once the license is installed in Veeam Backup & Replication, **License Information** screen displays the number of points in license as **Instances**.

### IMPORTANT

Veeam Backup & Replication server cannot use licenses of multiple different editions simultaneously. For example, consider deploying an additional Veeam Backup & Replication server if one VMs need to be protected under Enterprise Plus edition and other VMs with Standard edition.

If there are multiple backup servers managed by the Enterprise Manager, all Veeam Backup & Replication instances will use the license file installed on the Veeam Backup Enterprise Manager server.

Veeam Backup & Replication VCSP Rental license key can also be installed on Veeam Service Provider Console to be utilized for [Managing Veeam Backup Agents](#) usage scenario.

## Usage Reporting

The primary and recommended method to collect usage reporting data is Veeam Service Provider Console, an automated and free tool for license management and reporting. To enable license usage reporting, [connect Veeam Backup & Replication servers](#). Once done, license usage from all workloads managed by that server will be included into the monthly [License Usage Report](#).

Alternatively, license usage can be obtained by one of the following ways:

- [Veeam Service Provider Console REST API](#)
- [Directly from Veeam Backup & Replication server](#)

Then, the overall usage must be submitted through [VCSP Pulse Portal](#).

## Virtual Machines

### Product Overview

Veeam Backup & Replication is a 4-in-1 backup and recovery solution for storage snapshots, backups, replicas and continuous data protection in one product. The solution provides backup, recovery and replication for all critical workloads: VMware vSphere (including VMware Cloud Director), Microsoft Hyper-V, Nutanix AHV, Red Hat Virtualization, Oracle Linux Virtualization Manager, Proxmox Virtual Environment, and more.

For more information about Veeam Backup & Replication, including installation and operating instructions, see User Guide and Quick Start Guide on the [Veeam Help Center](#).

### Licensing

In VCSP Rental licensing, each VM that Veeam Backup & Replication server protects gets licensed. You can create a single license to cover all types of workloads protected by a single Veeam Backup & Replication server. The license file can be generated and assigned to the backup server installation using [VCSP Pulse plug-in for Veeam Service Provider Console](#). Alternatively, a new license file can be generated on the VCSP Pulse Portal by adding the **Virtual Machine** workload type in the **Manage Licenses > Request New License > Veeam Backup & Replication > Virtual Machine** section.

NOTE

There are three paid editions available to VCSP — Standard, Enterprise, and Enterprise Plus. Each edition provides a different set of capabilities. For more details, see [Feature Comparison for Rental Licensing](#).

Each VM under protection consumes the license at a rate in alignment with the VCSP Rental Point Per Unit (PPU) which tiers PPU consumption for VMs based on the edition of Veeam Backup & Replication.

Workload Type	Standard (PPU)	Enterprise (PPU)	Enterprise Plus (PPU)
Virtual Machine	5 points	9 points	11 points

### Usage Reporting

Regardless of the hypervisor (VMware vSphere, Microsoft Hyper-V, Oracle Linux Virtualization Manager, Nutanix AHV, or Proxmox Virtual Environment), every virtual machine under protection will appear in usage reports as a **VM** counter.

The primary and recommended method to collect usage reporting data is Veeam Service Provider Console, an automated and free tool for license management and reporting. To enable license usage reporting, [connect Veeam Backup & Replication servers](#). Once done, license usage from all workloads managed by that server will be included into the monthly [License Usage Report](#).

Alternatively, license usage can be obtained by one of the following ways:

- [Veeam Service Provider Console REST API](#)
- [Directly from Veeam Backup & Replication server](#)

Then, the overall usage must be submitted through [VCSP Pulse Portal](#).

## Veeam Agent Computers

### Product Overview

Veeam Agents for [Microsoft Windows](#), [Linux](#), [IBM AIX and Oracle Solaris](#), and [Mac](#) offer backup and recovery for virtual and physical servers and workstations in the datacenter, at customer offices, or roaming laptops and ROBOs out of reach from traditional solutions.

While Veeam Agents can be centrally managed using Veeam Backup & Replication, many service providers opt to manage them in Veeam Service Provider Console for broad coverage across customer sites. Veeam Service Provider Console can remotely discover and protect workloads including Veeam Agents for Microsoft Windows, Linux, and Mac.

For more information about Veeam Agents, including how Veeam Service Provider Console can centrally deploy and manage agents, see the [Veeam Help Center](#).

### Licensing

Veeam Agents for Microsoft Windows, Linux, and Mac are supported in all Veeam Backup & Replication editions. Veeam Agents for IBM AIX and Oracle Solaris are only supported in Veeam Backup & Replication Enterprise Plus edition.

Veeam Service Provider Console can manage Veeam Agents for Microsoft Windows, Linux and Mac directly. For more information, see [Managing Veeam Backup Agents](#) usage scenario. In this case, Veeam Agents will utilize the license installed on the [Veeam Service Provider Console server](#).

You can create a single license to cover all types of workloads protected by a single Veeam Backup & Replication server. The license file can be generated and assigned to the backup server installation using [VCSP Pulse plug-in for Veeam Service Provider Console](#). Alternatively, a new license file can be generated on the VCSP Pulse Portal by adding the **Server (and/or Workstation)** workload type in the **Manage Licenses > Request New License > Veeam Backup & Replication > Server (and/or Workstation)** section.

Each VM under protection consumes the license at a rate in alignment with the VCSP Rental Point Per Unit (PPU).

Workload Type	Workstation (PPU)	Server (PPU)
Microsoft Windows	4 points	11 points
Linux	4 points	11 points
Mac	4 points	11 points
IBM AIX	-	11 points

Workload Type	Workstation (PPU)	Server (PPU)
Oracle Solaris	-	11 points

#### NOTE

Workstation and Server editions offer different levels of supported capabilities, more details can be found in the feature comparison document [here](#). For example, it is allowed to use a Server license on a laptop in case you need flexible job scheduling capabilities.

## Usage Reporting

A new license usage report is generated on the first day of each month. It includes the number of monitored workloads for the past month. Regardless of operating system, usage for these workloads will appear as one of two counters: **Servers** or **Workstations**.

The primary and recommended method to collect usage reporting data is Veeam Service Provider Console, an automated and free tool for license management and reporting. If Veeam Agents are managed by Veeam Service Provider Console directly, they will be included into the monthly usage report automatically.

If Veeam Agents are managed by the Veeam Backup & Replication server, [connect Veeam Backup & Replication servers](#) to enable license usage reporting. Once done, license usage from all workloads managed by that server will be included into the monthly [License Usage Report](#).

Alternatively, license usage can be obtained by one of the following ways:

- [Veeam Service Provider Console REST API](#)
- [Directly from Veeam Backup & Replication server](#)

Then, the overall usage must be submitted through [VCSP Pulse Portal](#).

## Public Cloud Workloads

### Product Overview

Veeam Backup for [AWS](#), [Microsoft Azure](#), and [Google Cloud](#) are native backup and recovery solutions that enable users to gain control of their cloud-hosted data. Users can take advantage of policy-based backup and recovery that scales to cost-effective object storage and keeps data portable for cross-cloud or cloud-to-datacenter designs.

While standalone licensing and deployment options are available, VCSP partners who want to utilize Rental licensing to manage and protect AWS and Microsoft Azure have the following options to manage appliances centrally:

- Use the [Veeam Backup for Public Clouds plug-in for Veeam Service Provider Console](#). This option is preferable if tenants do not have Veeam Backup & Replication servers already installed.
- Connect the appliance to the Veeam Backup & Replication server. This option also enables additional restore options to enable cross-platform, cross-cloud migration scenarios.

To manage and protect Veeam Backup for Google Cloud, VCSP partners can only connect the appliance to the Veeam Backup & Replication server.



More information on deployment options can be found on [VCSP Technical Hub](#). For general information, including step-by-step configuration support, see the [Veeam Help Center](#).

## Licensing

All paid editions of Veeam Backup & Replication support integration with Veeam Backup for AWS, Microsoft Azure, and Google Cloud appliances. All services, protected by Veeam Backup for AWS, Microsoft Azure, and Google Cloud are licensed per workload.

You can create a single license to cover all types of workloads protected by a single Veeam Backup & Replication server. The license file can be generated and assigned to the backup server installation using [VCSP Pulse plug-in for Veeam Service Provider Console](#). Alternatively, a new license file can be generated on the VCSP Pulse Portal by adding the **Cloud VM** workload type in the **Manage Licenses > Request New License > Veeam Backup & Replication** section.

Each workload under protection consumes the license at a rate in alignment with the VCSP Rental Point Per Unit (PPU).

Workload Type	Supported Services	Point Per Unit (PPU)
Public Cloud VM	AWS – EC2 Instances Microsoft Azure – Azure VMs Google Cloud – Google Cloud VM instances	11 points
Public Cloud Database	AWS – RDS, DynamoDB, Redshift Cluster, Redshift Serverless Microsoft Azure – Managed SQL, Cosmos DB Google Cloud – Cloud SQL, Cloud Spanner	11 points
Public Cloud File Share	AWS – EFS, FSx Microsoft Azure – Azure Files	11 points

### NOTE

Consider the following:

- Protecting network-related services including Amazon VPC and Azure Virtual Network does not consume license.
- Azure Data Lake Storage (Gen2) is licensed in the same way as unstructured data sources. For more details, see [Unstructured Data Sources](#).

To protect VMs located in public clouds, you can also use Veeam Agents. In this case, VMs will be reported as **Workstation** or **Server** depending on the backup policy configuration. For more information, see the [Veeam Agent Computers](#) section.

# Usage Reporting

The primary and recommended method to collect usage reporting data is Veeam Service Provider Console, an automated and free tool for license management and reporting. To enable license usage reporting, [connect Veeam Backup & Replication servers](#). Once done, license usage from all workloads managed by that server will be included into the monthly [License Usage Report](#).

Alternatively, license usage can be obtained by one of the following ways:

- [Veeam Service Provider Console REST API](#)
- [Directly from Veeam Backup & Replication server](#)

Then, the overall usage must be submitted through [VCSP Pulse Portal](#).

## Unstructured Data Sources

### Product Overview

With Veeam Backup & Replication you can easily back up and restore content of [various unstructured data sources](#) including NAS file shares and object storage repositories. The solution can be flexibly scaled to reliably protect massive amounts of data, even for the largest enterprise organizations. To protect your unstructured data sources, you can use your existing Veeam Backup & Replication infrastructure. Also, you can back up these sources directly on tapes with a separate file to tape job that supports the NDMP protocol. For more information, see [Unstructured Data Backup to Tape](#).

For more information about how to configure protection of these workloads, see the [Veeam Help Center](#).

## Licensing

NAS backups, object storage backups, and file to tape backups are licensed based on front-end capacity. All paid editions of Veeam Backup & Replication support integration with these backups.

You can create a single license to cover all types of workloads protected by a single Veeam Backup & Replication server. The license file can be generated and assigned to the backup server installation using [VCSP Pulse plug-in for Veeam Service Provider Console](#). Alternatively, a new license file can be generated on the VCSP Pulse Portal by adding the following workload types:

- **File Share** workload type in the **Manage Licenses > Request New License > Veeam Backup & Replication > File Share** section.
- **Object Storage** workload type in the **Manage Licenses > Request New License > Veeam Backup & Replication > Object Storage** section.

#### NOTE

The NDMP servers backup to tape job requires Enterprise Plus edition. However, this type of job does not consume licenses.

Veeam Backup & Replication rounds the protected amount of data for each file share down to 500 GB. For more information and examples, see [this article](#).

Each workload under protection consumes the license at a rate in alignment with the VCSP Rental Point Per Unit (PPU).

Workload Type	Point Per Unit (PPU)
Object Storage (500 GB)	10 points
File Shares (500 GB)	10 points
File Shares (if total size < 500 GB)	Free
NDMP to Tape	Free

## Usage Reporting

A new license usage report is generated on the first day of each month. It includes the number of monitored workloads for the past month. Usage for file shares can be tracked using the **File Share** counter name. Usage for object storage can be tracked using the **Object Storage** counter name.

The primary and recommended method to collect usage reporting data is Veeam Service Provider Console, an automated and free tool for license management and reporting. To enable license usage reporting, [connect Veeam Backup & Replication servers](#). Once done, license usage from all workloads managed by that server will be included into the monthly [License Usage Report](#).

Alternatively, license usage can be obtained by one of the following ways:

- [Veeam Service Provider Console REST API](#)
- [Directly from Veeam Backup & Replication server](#)

Then, the overall usage must be submitted through [VCSP Pulse Portal](#).

## Plug-ins for Enterprise Applications

### Product Overview

Veeam Plug-ins for Enterprise Applications extend functionality of Veeam Backup & Replication and allow you to create transactionally-consistent backups of the following enterprise databases:

- [Veeam Plug-in for SAP HANA](#) — a SAP-certified backup and recovery solution that allows you to back up and restore SAP HANA databases.
- [Veeam Plug-in for Oracle RMAN](#) — an Oracle-certified backup and recovery solution that allows you to back up and restore Oracle databases.
- [Veeam Plug-in for SAP on Oracle](#) — a SAP-certified backup and recovery solution that allows you to back up and restore Oracle databases to which an SAP application is connected.
- [Veeam Plug-in for Microsoft SQL Server](#) — a Microsoft-certified backup tool for SQL Server databases that integrates with Microsoft SQL Server Management Studio.
- [Veeam Plug-in for IBM Db2](#) — a backup tool for IBM Db2 databases.

- [MongoDB Backup](#) — a backup solution that allows you to back up MongoDB replica sets.

For more information about how to configure protection of these workloads, see the [Veeam Help Center](#).

## Licensing

Veeam Plug-ins for Enterprise Applications is licensed per application server. To utilize Rental licensing for Veeam Plug-ins for Enterprise Application, it must be connected to Veeam Backup & Replication installation, which uses Enterprise Plus license.

You can create a single license to cover all types of workloads protected by a single Veeam Backup & Replication server. The license file can be generated and assigned to the backup server installation using [VCSP Pulse plug-in for Veeam Service Provider Console](#). Alternatively, a new license file can be generated on the VCSP Pulse Portal by adding the **Application server** workload type in the **Manage Licenses > Request New License > Veeam Backup & Replication > Application server** section.

### NOTE

A machine protected by both Veeam Plug-in and Veeam Backup & Replication will consume a license only once. For example, you have an Oracle server that you back up using Veeam Plug-in. You also back up this server using image-level backup functionality of Veeam Backup & Replication. In this case, only one license will be consumed.

Each workload under protection consumes the license at a rate in alignment with the VCSP Rental Point Per Unit (PPU).

Workload Type	Point Per Unit (PPU)
Application	11 points
Application (if the underlying workload is also protected with Veeam Backup & Replication VM or Agent backup)	Free

## Usage Reporting

A new license usage report is generated on the first day of each month. It includes the number of monitored workloads for the past month. Usage for these workloads can be tracked using the **Enterprise Applications** counter name.

The primary and recommended method to collect usage reporting data is Veeam Service Provider Console, an automated and free tool for license management and reporting. To enable license usage reporting, [connect Veeam Backup & Replication servers](#). Once done, license usage from all workloads managed by that server will be included into the monthly [License Usage Report](#).

Alternatively, license usage can be obtained by one of the following ways:

- [Veeam Service Provider Console REST API](#)
- [Directly from Veeam Backup & Replication server](#)

Then, the overall usage must be submitted through [VCSP Pulse Portal](#).

# Microsoft Entra ID Tenants

## Product Overview

With Veeam Backup & Replication you can easily back up and restore Microsoft Entra ID tenant organizations. For more information, see the [User Guide for Microsoft Entra ID](#).

## Licensing

Microsoft Entra ID is licensed per user (sold in packs of 10 Users). The license file can be generated and assigned to the backup server installation using [VCSP Pulse plug-in for Veeam Service Provider Console](#). Alternatively, a new license file can be generated on the VCSP Pulse Portal by adding the **User** workload type in the **Manage Licenses > Request New License > Veeam Backup & Replication > Veeam Backup for Entra ID** section.

Each workload under protection consumes the license at a rate in alignment with the VCSP Rental Point Per Unit (PPU).

Workload Type	Point Per Unit (PPU)
Microsoft Entra ID Tenants (10 users pack)	10 points

**NOTE**

Consider the following:

- Veeam Backup & Replication rounds the Microsoft Entra ID license usage down. For example, if you protect 157 users, the license usage will be rounded down to 15 packs of 10 users.
- Creating backups of Microsoft Entra ID tenants is available in Standard, Enterprise, and Enterprise Plus editions of the Veeam Backup & Replication rental license.
- Creating backups of Microsoft Entra ID audit and sign-in logs is available only in the Enterprise Plus edition of the Veeam Backup & Replication rental license.

## Usage Reporting

A new license usage report is generated on the first day of each month. It includes the number of monitored workloads for the past month. Usage for these workloads can be tracked using the **Microsoft Entra ID Tenants (10 users)** counter name.

The primary and recommended method to collect usage reporting data is Veeam Service Provider Console, an automated and free tool for license management and reporting. To enable license usage reporting, [connect Veeam Backup & Replication servers](#). Once done, license usage from all workloads managed by that server will be included into the monthly [License Usage Report](#).

Alternatively, license usage can be obtained by one of the following ways:

- [Veeam Service Provider Console REST API](#)
- [Directly from Veeam Backup & Replication server](#)

Then, the overall usage must be submitted through [VCSP Pulse Portal](#).

# Veeam ONE

## Product Overview

Veeam ONE provides monitoring and reporting for all Veeam Backup & Replication servers as well as virtualized infrastructure – VMware vSphere (including VMware Cloud Director) and Microsoft Hyper-V. This enables capacity planning, alerting, heatmaps, data protection insights, and more.

For Infrastructure as a Service environments, Veeam ONE can provide [multi-tenancy](#) for reporting and dashboards with RBAC. For Veeam Cloud Connect environments, it provides an [additional subset of reports](#) and monitoring insights.

For more information about configuring monitoring and reporting, see the [Veeam Help Center](#).

## Licensing

Veeam ONE is licensed per monitored workload. Please note that Veeam ONE enables data collection and reporting automatically for all workloads protected by the Veeam Backup & Replication servers it is connected to.

In case only virtual infrastructure is being monitored (no backup servers are added to the Veeam ONE server), you can granularly control the license consumption using inclusion and exclusion rules for monitored VMs. For more information, see the [Veeam ONE Deployment Guide](#).

The license file can be generated and assigned to the Veeam ONE installation using [VCSP Pulse plug-in for Veeam Service Provider Console](#). Alternatively, a new license file can be generated on the VCSP Pulse Portal by adding the **Monitored Workload** workload type in the **Manage Licenses > Request New License > Veeam ONE** section.

Each workload under protection consumes the license at a rate in alignment with the VCSP Rental Point Per Unit (PPU).

Workload Type	Point Per Unit (PPU)
Monitored Workload	2 points
Microsoft 365 (10 users pack)	Free
Veeam Cloud Connect Workloads	Free

## NOTE

For Veeam ONE, the rental program includes free license usage for the following workloads:

- Veeam Backup for Microsoft 365 (monitoring/reporting). Consider that when you generate the license, the cost of the *Microsoft 365 (10 users pack)* license will be displayed as 2 PPU. When Veeam ONE generates the monthly license usage report, it automatically recalculates the cost of the license to 0 PPU.
- Veeam Cloud Connect (monitoring/reporting). Consider that performance monitoring and alerting displays jobs for Veeam Cloud Connect backup servers only including their latest state and performance statistics.

## Usage Reporting

A new license usage report is generated on the first day of each month. It includes the number of monitored workloads for the past month. Usage for these workloads can be tracked using the following counter names:

- **Virtual Machines**
- **Cloud Instances**
- **Workstation Agents**
- **Server Agents**
- **File Shares**
- **Microsoft 365 (10 users pack)**

The overall usage is submitted through the following counters: **Monitored Workload** and **Microsoft 365 (10 users pack)**.

The primary and recommended method to collect usage reporting data across IaaS as well as tenant Veeam ONE installations is Veeam Service Provider Console, an automated and free tool for license management and reporting. For integration with Veeam ONE use a [dedicated plug-in for Veeam Service Provider Console](#). License usage will appear in the monthly [License Usage Report](#).

Alternatively, license usage can be obtained by one of the following ways:

- [Veeam Service Provider Console REST API](#)
- [Veeam ONE REST API](#)
- [Veeam ONE server](#)

Then, the overall usage must be submitted through [VCSP Pulse Portal](#).

# Veeam Recovery Orchestrator

## Product Overview

Veeam Recovery Orchestrator delivers a reliable, scalable and easy-to-use orchestration and automation engine for business continuity/disaster recovery (BC/DR). Features include recovery planning, automated testing, and compliance documentation. This solution is an excellent add-on to on premises customer deployments or private cloud hosting customers.

For more information about setup and configuration, see the [Veeam Help Center](#).

## Licensing

Veeam Recovery Orchestrator is licensed per orchestrated VM. To orchestrate recovery from Veeam replicas or backups, all orchestrated workloads must also be licensed and protected with Veeam Backup & Replication Enterprise or Enterprise Plus edition. To orchestrate recovery from HPE (3PAR, Primera, Alletra 9000) snapshots, NetApp ONTAP snapshots, additional Veeam Backup & Replication licenses are not required (although they are recommended to enable features such as application-aware snapshots).

The license file can be generated on the VCSP Pulse Portal by adding the **VM** workload type in the **Manage Licenses > Request New License > Veeam Recovery Orchestrator > VM** section. Download the license file and select it during the Veeam Recovery Orchestrator installation process. If the license needs to be updated on the existing installation, follow the steps described in the [Help Center article](#).

Each orchestrated workload consumes the license at a rate in alignment with the VCSP Rental Point Per Unit (PPU).

Workload Type	Point Per Unit (PPU)
VM	11 points

Orchestrated instances are assigned to VMs, where one orchestrated instance is equivalent to one VM, regardless of how many orchestration plans that VM is included in. For example, if both backup and replica of a specific VM is orchestrated, this would only consume a single license instance.

NOTE

Veeam ONE Server is installed as an embedded component of Veeam Recovery Orchestrator. It operates in a specific mode and does not consume additional PPUs. For other license types, Veeam Recovery Orchestrator requires a paid license for Veeam ONE Server. For more information, see [License Types](#) and [License Objects](#) in the Veeam Recovery Orchestrator User Guide.

You can use Rental license on Veeam Recovery Orchestrator while the underlying Veeam Backup & Replication server has the Subscription license installed and vice versa.

## Usage Reporting

At the beginning of the month, open the Veeam Recovery Orchestrator UI and go to **Administration > License > Details** to obtain the license usage details. The information includes the number of orchestrated VMs for the past month. Then, the overall usage must be submitted through [VCSP Pulse Portal](#).



# Veeam Cloud Connect for Service Providers

## Product Overview

[Veeam Cloud Connect for Service Providers](#) is a multi-tenant platform that enables VCSP partners to easily build a Veeam-powered off-site backup and DRaaS offering. Veeam Cloud Connect is installed in the service provider environment — on physical or virtual machine, or in a hyperscale cloud like Microsoft Azure and IBM Cloud. To deploy Veeam Cloud Connect, download and install Veeam Backup & Replication ISO providing Veeam Cloud Connect license file.

The Veeam Cloud Connect server is also a backbone for public cloud appliances (Veeam Backup for AWS and Microsoft Azure) deployed through a plug-in for Veeam Service Provider Console. Those appliances are consuming the license from the Veeam Cloud Connect server.

For more information about setup and configuration, see the [Veeam Help Center](#).

## Licensing

Veeam Cloud Connect is licensed per protected workload. The license file can be generated and assigned to the Veeam Cloud Connect installation using [VCSP Pulse plug-in for Veeam Service Provider Console](#). Alternatively, a new license file can be generated on the VCSP Pulse Portal by adding the required workload types and quantities in the **Manage Licenses > Request New License > Veeam Cloud Connect & Public Cloud Workloads** section.

### IMPORTANT

A Veeam Cloud Connect license is not consumed for backup and backup copy operations if the tenant's Veeam Backup & Replication server has the rental license installed. For more information, see [Reducing License Usage](#).

Each tenant's workload backed up or replicated to Veeam Cloud Connect consumes the license from the Veeam Cloud Connect server at a rate in alignment with the VCSP Rental Point Per Unit (PPU).

Workload Type	If Tenant Uses Rental License (PPU)	If Tenant Uses Subscription or Perpetual License (PPU)
Cloud Connect VM	Free	5 points
Cloud Connect Replica	10 points	10 points
Cloud Connect Workstation	Free	3 points
Cloud Connect Server	Free	7 points

Veeam Backup for AWS and Veeam Backup for Microsoft Azure public cloud appliances are deployed through Veeam Service Provider Console and consume the following licenses from the Veeam Cloud Connect server:

Workload Type	Supported Services	Point Per Unit (PPU)
Public Cloud VM	AWS – EC2 Instances Microsoft Azure – Azure VMs Google Cloud – Google Cloud VM instances	11 points
Public Cloud Database	AWS – RDS, DynamoDB, Redshift Cluster, Redshift Serverless Microsoft Azure – Managed SQL, Cosmos DB Google Cloud – Cloud SQL, Cloud Spanner	11 points
Public Cloud File Share	AWS – EFS, FSx Microsoft Azure – Azure Files	11 points

#### NOTE

While Veeam Cloud Connect allows a service provider to build offering around off-site backup and disaster recovery for end-users, there is also the Cloud Connect for Enterprise licensing option, purpose-built for large enterprises with distributed datacenters, remote office/branch office (ROBO), and mobile users. For more information, see [this article](#).

## Usage Reporting

The primary and recommended method to collect usage reporting data is Veeam Service Provider Console, an automated and free tool for license management and reporting. To utilize Veeam Service Provider Console, you must [connect Veeam Cloud Connect servers](#) to it. Once Veeam Cloud Connect servers are connected, the license usage from the Veeam Cloud Connect license will appear under the monthly [License Usage Report](#).

Alternatively, license usage can be obtained by one of the following ways:

- [Veeam Service Provider Console REST API](#)
- [Enterprise Manager](#) (if the Veeam Cloud Connect server is connected to it)
- [Veeam Cloud Connect server report](#)

Then, the overall usage must be submitted through [VCSP Pulse Portal](#).

# Veeam Backup for Microsoft 365

## Product Overview

Veeam Backup for Microsoft 365 enables VCSP to offer a data protection service for Microsoft 365 tenant organizations, including protection of Exchange Online, SharePoint Online, OneDrive for Business and Teams. In addition, the product offers a web-based self-service restore portal for Microsoft 365 Users and Restore Operators.

For more information, see the Veeam Backup for Microsoft 365 [product page](#).

## Licensing

Veeam Backup for Microsoft 365 is licensed per user. The license file can be generated and assigned to the Veeam Backup for Microsoft 365 installation using [VCSP Pulse plug-in for Veeam Service Provider Console](#). Alternatively, a new license file can be generated on the VCSP Pulse Portal by adding the **User** workload type in the **Manage Licenses > Request New License > Veeam Backup for Microsoft 365 > User** section.

Each workload under protection consumes the license at a rate in alignment with the VCSP Rental Point Per Unit (PPU).

Workload Type	Point Per Unit (PPU)
User	1.5 points

A license for a user is consumed when backing up the following item types:

- Microsoft Exchange Online or on-premises mailbox
- Microsoft OneDrive for Business account
- Microsoft SharePoint Online
- Microsoft Teams

Licenses are not required for shared, resource and group mailboxes or external SharePoint users.

## Usage Reporting

A new license usage report is generated on the first day of each month. It includes the number of monitored workloads for the past month. Usage for these workloads can be tracked using the **User** counter.

The primary and recommended method to collect usage reporting data is Veeam Service Provider Console, an automated and free tool for license management and reporting. For integration with Veeam Backup for Microsoft 365, use a [dedicated plug-in for Veeam Service Provider Console](#). License usage will appear in the monthly [License Usage Report](#).

Alternatively, license usage can be obtained by one of the following ways:

- [Veeam Service Provider Console REST API](#)
- [Veeam Backup for Microsoft 365 REST API](#)
- [Veeam Backup for Microsoft 365 server UI](#)

Then, the overall usage must be submitted through [VCSP Pulse Portal](#).

# Veeam Management Pack for Microsoft System Center

## Product Overview

[Veeam Management Pack for Microsoft System Center](#) is the most comprehensive System Center extension for managing and monitoring VMware vSphere, Microsoft Hyper-V and Veeam Backup & Replication. Key features include:

- See health statuses of specific areas of your virtual datacenters, including real-time monitoring for all your Veeam Backup & Replication environments in the Veeam Morning Coffee Dashboard.
- Maintain complete control and visibility for all your Windows-based (physical) and virtual-based (VMware and Hyper-V) Veeam-powered backup jobs.
- Manage and plan for growth with capacity-planning reports.
- Predict resources needed to run your workloads in Microsoft Azure or VMware Cloud on AWS.

For more information about configuration process and available reports, see the [Veeam Help Center](#).

## Licensing

Veeam Management Pack is licensed per-CPU socket on hosts with VMs. A license is required for each occupied motherboard CPU socket as reported by the hypervisor API.

The license file can be generated on the VCSP Pulse Portal by adding the **Socket** workload type in the **Manage Licenses > Request New License > Veeam Management Pack for Microsoft System Center > Socket** section. Then download and install it during the Veeam Management Pack installation process. If the license needs to be updated on the existing installation, follow the steps described in [this article](#).

Each hypervisor socket under monitoring consumes the license at a rate in alignment with the VCSP Rental Point Per Unit (PPU):

Workload Type	Point Per Unit (PPU)
Socket	45 points

## Usage Reporting

At the beginning of the month, [obtain license usage numbers](#) from the **Dashboard** tab. Then, the overall usage must be submitted through [VCSP Pulse Portal](#).

# Kasten for Kubernetes

## Product Overview

Kasten for Kubernetes provides enterprise operations teams an easy-to-use, scalable, and secure system for backup/restore, disaster recovery, and mobility of Kubernetes applications.

Veeam Backup & Replication allows you to manage data protection and restore tasks for backups exported with Kasten policies. For more information, see the [integration guide](#).

For more information about setup and configuration, see the [Veeam Kasten for Kubernetes](#) documentation.

## Licensing

Kasten for Kubernetes rental license can be obtained through Veeam or Kasten sales representative. The product is licensed per Node. Each orchestrated workload consumes the license at a rate in alignment with the VCSP Rental Point Per Unit (PPU).

Workload Type	Point Per Unit (PPU)
Node	225 points

## Usage Reporting

The overall usage based on high watermark license consumption over the month must be submitted through [VCSP Pulse Portal](#).

# SaaS Rental Licensing

This section describes rental licensing management for Veeam SaaS solution — Veeam Data Cloud.

# About Rental Licensing

The SaaS rental license type is available exclusively to members of the Veeam Cloud Service Provider (VCSP) partner program. It allows VCSP partners to get access to the following benefits:

- Expanded capabilities of license usage rights to manage and protect third-party data with Veeam.
- Pay-As-You-Go (PAYG) pricing which offers consumption-based licensing to facilitate onboarding of customers and workloads.
- Automatic license update capabilities to maintain license distribution, purchase license extensions and increase license size at scale.
- Purpose-built products and partner portals designed to quickly onboard customers and facilitate monthly usage reporting.

For more information about SaaS licensing policy, see [Licensing Legal Agreements](#).



# Rental Agreements and Licensing Terms

The rental program offers two licensing term options, unlocking different contract lengths:

- **No Commit Rental Agreements** offer limited contract terms to use Veeam Rental products for 75 days. Each month that you report rental usage to Veeam, the license files are extended an additional 30 days. With regular reporting and payments, no-commit partners enjoy the full flexibility of Veeam licensing portability.
- **Volume Rental Agreements (VRAs)** offer longer licensing terms in exchange for a minimum commitment each month. Pricing and benefits are reflective of the level of minimum commitment per month. As an example, a partner may wish to commit to 200 points of consumption across Veeam installations. License keys remain active for the contract length and can be extended in conjunction with a VRA extension or upgrade.

## NOTE

If you already have a VRA for Veeam products, you do not need a separate agreement for SaaS rental licensing. VCSP partners can use one agreement to manage the license usage of Veeam software products and SaaS solutions.

For any licensing option, the monthly usage consumption is based on high watermark (HWM).

# Initial Contract Terms and Grace Periods

If you started using SaaS rental licensing for the first time, consider the following:

- **Usage grace period.** Regardless of your [agreement terms](#), there is no grace period. License usage is charged from the balance starting from the first day of your rental agreement. For example, if you sign an agreement on April 5, 2024, you will be charged for April usage. Your first bill will be on May 1.
- **License end date for No Commit Rental Agreements.** Regardless of your agreement terms, your license start date corresponds to the start of your contract, not to the start of your billing terms. For No Commit Rental Agreements, your initial license end date is 2.5 months after your contract start date, offering more time to install your new licenses and start building your Veeam-powered services. Then, your license expiration will extend by 30 days every time your monthly usage report is processed by your Aggregator and Veeam.

# License Management

SaaS licensed workloads consume licenses at a Point Per Unit (PPU) rate. In comparison with software licensed workloads, Veeam Data Cloud PPU is based on the SaaS Pricing curve. If you already have a software rental agreement, the number of points available to you in terms of this agreement will be inherited by the SaaS rental licensing but the SaaS pricing rate will be applied. For example, if a partner has a 800 Point software rental agreement, they will have 800 SaaS points at the SaaS pricing rate.

Reach out to your Veeam Aggregator to understand what your SaaS Price Per Point will be.

# Pay-As-You-Go Pricing

Rental agreements for VCSP partners offer a rental pricing program:

1. Each product in the VCSP program has an assigned a Point Per Unit (PPU) value, delineated by workload and edition where applicable.
2. Veeam Aggregators offer standard price-per-point (PPP) rental agreements that follow pre-negotiated SaaS cost which corresponds to the level of commitment. You may upgrade at any time as your consumption grows. Each upgrade starts a new 12-month commitment.
3. After you sign the agreement and start using Veeam rental products, you will report your consumption of Veeam by the sixth day of each month through the VCSP Pulse platform and receive a bill from your Veeam Aggregator.

For more information about pay-as-you-go pricing, contact a VCSP Sales Representative or [find a Veeam Aggregator](#).

# Expanded Usage Rights

Per the [Veeam End User License Agreement \(EULA\)](#), licenses may not be used to process third party data. This restriction is lifted by leveraging SaaS rental licenses through the VCSP program allowing for the expanded usage rights to provide commercial hosting services and managed services powered by Veeam. However, to participate in this program, the provider must agree to report their license usage each month to Veeam and, therefore, must be able to access reporting for the customer environment. For more information about this requirement, see [Licensing and Usage Reporting for Veeam Data Cloud](#).

# Submitting License Usage

To manage licenses, usage reports, and customer onboarding for SaaS licensed workloads, Veeam uses VCSP Pulse – an end-to-end license and usage reporting management platform that offers a collaboration hub between Veeam, Aggregators, and VCSP partners. VCSP Pulse is a part of ProPartner portal. Access to the platform is granted after a VCSP partner signs a rental agreement with a Veeam Aggregator.

For service providers who offer services through Veeam Data Cloud, VCSP Pulse facilitates initial onboarding to Veeam Data Cloud and monthly usage reporting. Monthly usage reporting from Veeam Data Cloud to VCSP Pulse is populated automatically. The report contains the SaaS license usage and the number of consumed SaaS points.

For SaaS rental licenses, service providers report the number of SaaS licensed workloads to VCSP Pulse. The report also contains the SaaS license information and the number of processed workloads. Detailed Tenant reports are also available in VCSP Pulse.

For more information about license usage reporting, see [Licensing and Usage Reporting for Veeam Data Cloud](#).

## Submitting License Usage in VCSP Pulse

VCSP Pulse automatically collects and populates the SaaS license usage from Veeam Data Cloud. This reduces the time spent on the preparation of the monthly license usage report.

Information about the SaaS license usage will appear in the **Monthly Usages > My Actions** section under the **SaaS** column.

VCSP Pulse

Search...

Manage Licenses

Monthly Usages

Rental Agreement

Customers

Reports

Open Support Case

Pulse Tutorials

Pulse Settings

Monthly Usage

MU-00410799

Rental Agreement Number

04832865

Usage Reporting Administrator

Usage Month

September 2024

Aggregator Account

A

Usage Confirmed

Reporting Status

Pending Service Provider Review

Service Provider Purchase Order #

Rejection Reason

Service Provider Comment

SaaS Usage

View SaaS Usage

Product Usage Details

Product Name	Units	Licensed	Reported Prev Month	Current Month Usage	PPU	Points
1 Veeam Backup & Replication Standard	Server	2	10	11	11	121
2 Veeam Backup & Replication Standard	VM	1	10	11	5	55
3 Veeam Backup & Replication Standard	Workstation	10	150	151	4	604

Select a Product

Add

Cancel Save

	Software	SaaS	Total
Reported Points	780	25	805
Minimum Commit			800
Minimum Commit Enforcement	0		0
Subtotal	780	25	805
Migration Credit	-150		
Overage			5
Total Points	630	25	655

Submit Usage

To submit the monthly usage, perform the following steps:

1. Open VCSP Pulse Portal and click **Monthly Usages > My Actions**.
2. In the **SaaS** column, check the product and the number of workloads.
3. Click **Submit Usage**.

NOTE

In case of issues related to the SaaS license usage, contact [Veeam Customer Support](#).

Consider the following:

- If you do not use Site Reporting, a monthly usage report can be submitted to the Aggregator by any user with the Full Access role.
- If you use Site Reporting:
  - Each site must be submitted by the location usage administrator to the primary license administrator.
  - A monthly usage report can be submitted to the Aggregator only by a primary license administrator of the rental agreement when they get all site usage reports from location usage administrators.

More information on how it works, getting started guide and how-to videos can be found at [ProParter portal](#).

# Licensing and Usage Reporting for Veeam Data Cloud

To register in Veeam Data Cloud, VCSP partners must have an active rental agreement. Note that only a primary license administrator of the rental agreement can perform this operation.

Currently, SaaS rental licensing is supported only for Veeam Data Cloud for Microsoft 365. For more information, see [Veeam Data Cloud for Microsoft 365](#).



# Veeam Data Cloud for Microsoft 365

## Product Overview

Veeam Data Cloud for Microsoft 365 is a SaaS solution that allows you to back up and restore your Microsoft 365 data, including Microsoft Exchange, Microsoft SharePoint, Microsoft OneDrive for Business and Microsoft Teams data. The solution allows VCSP partners to deliver data protection of Microsoft 365 workloads utilizing a first party SaaS solution, to their end customers. This provides choice to partners who want to deliver data protection for Microsoft 365 and do not want to build, operate and manage a service or sell licenses to the end customer.

For more information about Veeam Data Cloud for Microsoft 365, see the [Guide for Service Providers](#).

## Licensing

Veeam Data Cloud for Microsoft 365 is licensed per user. There is no need to generate or install a license file manually as Veeam Data Cloud for Microsoft 365 is seamlessly integrated with VCSP Pulse.

Each workload under protection consumes the license at a rate in alignment with the VCSP Rental Point Per Unit (PPU).

Workload Type	Point Per Unit (PPU)
User (Flex Plan)	2.5 points

**NOTE**  
Express and Premium plans are currently not supported in the VCSP program.

For more information about license plans, see the [Licensing](#) section in the Veeam Data Cloud for Microsoft 365 User Guide.

## Usage Reporting

A daily license usage report is generated once a day. It includes quantity changes for each subscription.

A monthly license usage report is generated on the first day of each month. It includes the number of monitored workloads for the past month. Usage for these workloads can be tracked using the **User** counter.

The overall usage based on high watermark license consumption over the month must be submitted through VCSP Pulse. For more information, see [Submitting License Usage](#).